


VW Weir Monitor VWM-2000



The Geosense® VWM-2000 vibrating wire precision water level monitor utilises a vented vibrating wire force transducer in combination with a cylindrical weight suspended from it to monitor water levels.



VW Weir Monitor VWM-2000



Overview



The Geosense® VWM-2000 vibrating wire precision water level monitor utilises a vented vibrating wire force transducer in combination with a cylindrical weight suspended from it to monitor water levels.

The vibrating wire transducer is vented to atmosphere so that any atmospheric changes are automatically compensated.

The transducer and weight are contained within a PVC slotted pipe which can be located within the weir or tank as necessary and the vent tube is terminated within a moisture trap. Periodic change of the desiccant is required.

The cylindrical weight is partially suspended in the water level being monitored and as the water level changes the force on the transducer by the cylinder alters which in turn alters the tension of the vibrating wire.

As with all vibrating wire sensors, the output is frequency and therefore not affected by changes of cable resistance and therefore extremely long cable lengths are possible.

APPLICATIONS

Precise water level measurement of:

Weirs

Streams

Reservoirs

Tanks

FEATURES

Accurate (0.1mm changes can be measured)

High resolution

Long-term stability

Insensitive to long cable lengths

High accuracy

Integral thermistor

Integral lightning protection

Suitable for remote reading and data logging

VW Weir Monitor VWM-2000

Specifications

GENERAL

Operating temperature range	-20°C to +80°C
Standard ranges	150, 300,500, 1500mm
Resolution	0.025% FS
Accuracy	±0.1% FS
Stability	±0.05% FS per annum
Cable	4 x 22 AWG (shielded with vent tube)
Cable Type	Type 920 - Vented multi-core with foil screen & drain wire; Type 900 - VW Sensor with Foil Screen & Drain Wire
Dimensions	110mm diameter x 650mm length

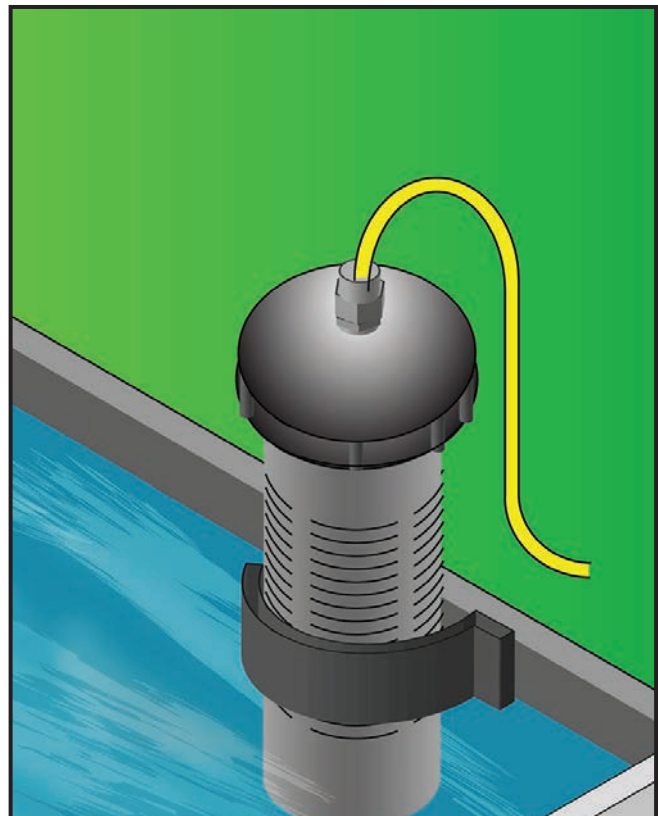
ORDERING INFORMATION


Range	
Cable length	
Special mounting brackets	

READOUT

VWM-2000 may be read by the VWR-1 or any vibrating wire readout device and may be readily data logged using the GeoLogger G8 Plus or any other data logger with vibrating wire interface modules.

The vented cable can be terminated in a special junction box close to the weir monitor where it can be extended with Type 900 cable to a data logger or Remote Multiplexer.





Geosense Ltd, Nova House, Rougham Industrial Estate, Rougham, Bury St Edmunds, Suffolk IP30 9ND, England

www.geosense.co.uk e sales@geosense.co.uk t +44(0)1359 270457

Specifications are subject to change without notice and should not be construed as a commitment by Geosense. Geosense assumes no responsibility for any errors that may appear in this document. In no event shall Geosense be liable for incidental or consequential damages arising from the use of this document or the systems described in this document. All Content published or distributed by Geosense is made available for the purposes of general information. You are not permitted to publish our content or make any commercial use of our content without our express written consent. This material or any portion of this material may not be reproduced, duplicated, copied, sold, resold, edited, or modified without our express written consent.

V1.4 06/2023